



Coloring sheet!  
Page 23

# 2025

## JEFFERSON COUNTY

# FAIR BOOK

## EXHIBITORS' GUIDE & SCHEDULE


### AUGUST 21-24 • BOULDER, MT

### JEFFERSON COUNTY RECREATION PARK

Off Highway 69, one-half mile south of Boulder

<http://jeffersonmtfairrodeo.org/>

THE 41ST ANNUAL COUNTY FAIR IS DEDICATED TO THE MEMORY OF  
**LES VOSSLER** **ROBERT "TOES" TOMICH**



**WELCOME TO A FAIR OF THE HEART!**



# General Rules & Regulations

**Except for the Kids' Horse Show & Rodeo, which is only open to residents of Jefferson County, the Jefferson County Fair is an 'open' fair, and exhibits in other departments will be accepted from outside the county.**

Smoking and vaping are not permitted on the grounds or in the buildings. The Fair Board asks for the public's cooperation.

Alcoholic beverages permitted in Rodeo area ONLY.

The Jefferson County Fair Board reserves the right to formulate and announce new rules to meet emergencies that may arise later and/or during the Fair and to adjudicate all matters arising from the Fair.

The Fair Board reserves the final and absolute right to interpret these rules and regulations to arbitrarily determine all matters, questions and differences in regard thereto, connected with or incident to the Fair; and amend or add to these rules as may seem advantageous to the management.

Every exhibit will be under the control of the Fair Board, but while every precaution will be taken for their safekeeping, neither the Fair Board nor any of its officers or agents will be responsible for any loss, damage or accident that may occur, nor will it be held responsible for the safe return of any exhibit to its owner.

The Fair Board reserves the right to direct and regulate the parking of all vehicles or conveyances within the Fairground and to direct where they shall be driven therein.

Entries must be made on fair entry form (page 2) or online entry access is at [www.jeffersonmtfairrodeo.org](http://www.jeffersonmtfairrodeo.org). Exhibitors are encouraged to fill out entry forms online by **Friday, August 15**. So, tags are pre-printed when exhibits are brought to the fair. **Late entries WILL be accepted except in Kids' Horse Show & Rodeo, Livestock, Poultry & Rabbits.** For help filling out entry forms, call 406-225-4015.

## **Age will be considered when judging Junior & Youth divisions.**

- Divisions are:
  - Youth: 7 and under
  - Junior: 8 through 16
  - Adult: Over 16
  - Group: Items/projects/grown/prepared by more than one person
- No article shall compete in more than one lot.
- Exhibits shall be the property of the exhibitor and shall be of his/her own production.
- The Fair Board reserves the right to require an affidavit as to the ownership, producer and place raised on any exhibit.
- Take note of when entry forms are due. Livestock, Poultry, and Rabbit entry forms must be submitted by Friday, August 15.
- Exhibitors erroneously entered may be transferred at the discretion of the Superintendent.
- The Superintendents of the departments will have entire charge of the exhibits in their departments.

- Judges' decisions are final. No disorderly conduct of any kind will be permitted.

Judging will be by merit except in Departments H (Horse Show) and I (Livestock). All entries will be given a blue, red or white ribbon. Absence of competition will not be justification for awarding a high placing to an animal or article of medium quality.

**A FAIR OF THE HEART, any item featuring hearts,** is Class H (Hearts) in Departments B, C, D, E, F, FA, P, and J.

The best exhibit(s) in each class will receive a purple ribbon. Purple ribbon awards are chosen from the blue ribbon WINNERS in each class. In exceptional cases, two purple ribbons may be awarded. Purple ribbon winners will be eligible to compete for Best of Show ribbons in adult and junior/youth divisions in these Departments:

- Department B – Crafts
- Department C – Floral
- Department D – Crops and Gardening
- Department E – Needlework
- Department AR – Fine Arts
- Department F - Foods
- Department P – Photography
- Department J - Pets

Special "Heart Award" ribbons are awarded by the Superintendents. These awards are the Superintendent's choice of special merit and are chosen from entries that have not received a purple ribbon.

## ▪ **Youth/ Junior Trophies for:**

- Overall Livestock
- Overall Rabbit
- Overall Poultry

## ▪ **Premium money amounts:**

- Best of Show .....\$5.00**
- Purple Ribbon.....\$10.00**
- Heart Award.....\$5.00**

## ▪ **Livestock premium amounts:**

- Purple Ribbon.....\$15.00**
- Heart Award .....\$5.00**

Premiums will be mailed out. **No exceptions.** Checks will be void in six months.

## **"Display Only" Category**

A new entry category is available. Exhibitors who want to display their work but don't want it judged can enter the "Display Only" (DO) category. The items will not be judged and are ineligible for special ribbons and prizes but will be displayed during the fair and receive a participant ribbon. Please enter "DO" exhibits in the appropriate department, mark the "DO" category and bring exhibits at the time indicated in the fair book.

**No exhibit shall be removed before 2 PM on Sunday, except for the horse entries, which will be released after the show**



## ENTRY SCHEDULE

### ♥ WEDNESDAY ♥

Crafts, Needlework, Photography, & Fine Arts

*Entries taken between 4:30 PM - 7:00 PM – Fair Headquarters*

### ♥ THURSDAY ♥

Crafts, Needlework, Photography, & Fine Arts

*Entries taken between 4:30 PM-7:00 PM – Fair Headquarters*

Livestock, Rabbits, Poultry, & Waterfowl

*Entries must be pre-registered. Entries taken between 4:00 – 6:00 PM – Livestock Barn*

### ♥ FRIDAY ♥

Kids' Horse Show– Department H

*Entries must be pre-registered. Horse Show Starts at 9:00 AM – Rodeo Arena*

*Kids' Parade*

*Line up at 10:40 AM. Parade starts at 11:00 AM – City Hall, Boulder. Prizes for all entries.*

Kids' Rodeo – Department H - \$5 entry fee

*Entries must be pre-registered. Starts at noon. Pole bending, flag race, barrel race, boot race.*

Coloring Contest

*Entries can be mailed in or taken to the Fair Office between 12:00 – 2:00 PM, Friday.*

*On Friday at 3:30 P.M. at Volunteer Hall, there is a floral design class. Flowers will be provided. Please bring a container. The veggie creation station will be in the red barn at 4 pm.*

### ♥ SATURDAY ♥

Vegetable Contest: *potato entries taken between 7:30 - 9:30 AM – Red Barn*

Foods – Department F

*Entries taken between 7:30 – 9:30 AM – Red Barn*

Floral, Department C

*Entries taken between 7:30 – 9:30 AM – Volunteer Hall*

Crops, & Gardening D

*Entries taken between 7:30 – 9:30 AM – Red Barn*

### ♥ SUNDAY ♥

Kids' Stick Horse Rodeo – Department K

*Entries taken between 10:15 – 10:45 AM – Red Barn. Stick Horse Rodeo starts at 11:00 AM*

Kids' Hunt in the Hay

*Ages 8 and under. Starts following Stick Horse Rodeo – near flagpole in Playground Area*

***No exhibit may be removed before 2:00 PM on Sunday except for the Horse Shows which will be released after the show. If you cannot pick up your exhibit(s) at that time, please arrange to have someone pick them up. Premium will be mailed out. NO EXCEPTIONS.***

## ♥ COLORING CONTEST ♥

A coloring contest will be held for all ages. Ribbons awarded for all entries. One entry per person please. Coloring sheets are available in the back of this fair book, local stores, and at [jeffersonmtfairrodeo.org](http://jeffersonmtfairrodeo.org). Bring to Fair Office or mail to Jefferson Co. Fair, P.O. Box 313, Boulder, MT 59632, by 2:00 PM Friday, August 22, 2025.

---

## ♥ KIDS' PARADE ♥

All kids 12 and under are invited to wear a costume and be in the Kids' Parade. Line up by City Hall starting at 10:40 AM on Friday. Parade starts at 11 AM, goes down Main Street, and ends at the Boulder Library. Prizes and ribbons for all! No motorized vehicles please.

---

## ♥ DEPARTMENT H ~ HORSE SHOW & KIDS' RODEO ♥

For more information, please contact Robin Becker (406) 439-0452

Margy McCauley Memorial Award for Youth & Junior high point contestants (horse show & rodeo *combined* points).

Dick Rennie Memorial buckle for Buckaroo high point contestant. (horse show & rodeo *combined* points).

Compton Ranch sponsored buckle for PeeWee high point contestant. (horse show & rodeo *combined* points).

**Entry fee is \$5.00 per contestant.**

All classes will be held in the arena on Friday. The Horse Show starts at 9 AM. All Kids' Rodeo events start at noon.

### **RULES:**

1. Contestants must be residents of Jefferson County or former contestants.
2. Entries will be received on Monday, August 18<sup>th</sup>, until 9:00 pm. Please send a text or voicemail to (406) 439-0452. Include contestant's name, age, division, classes to enter, and parent name/contact number.
3. Horse Show contestants will be given a number at check-in, which must be worn and plainly visible during the show.
4. Classes will run in order listed.
5. Contestants entered in the Walk Trot class may not enter the Lead Line Class.
6. No person allowed to ride with the contestant.
7. **Announcements from the stand will take precedence over printed matter.**
8. Boot race results will not count toward overall points.
9. Parents/guardians will be required to sign a liability waiver for each contestant.
10. Western attire is strongly encouraged.

### **~ HORSE SHOW ~**

**CLASS 1: Lead Line, Ages 7 & under.** (If the horse is handled, handler is responsible for the child's safety.)

### **CLASS 2: Walk Trot Ages 7 & under**

**CLASS 3: Showmanship.** Halter class, judged on contestant's ability to show horse. (Youth & Junior Only)

**CLASS 4: Bareback equitation.** (Youth & Junior Only)

**CLASS 5: Western Horsemanship.** Western equipment, judged on contestant's ability to control horse. (Youth & Junior Only)

### **~ KIDS' RODEO ~**

**CLASS 6: Pole bending – OPEN TO BUCKAROO, YOUTH, AND JUNIOR DIVISIONS ONLY!**

**CLASS 7: Flag race**

**CLASS 8: Barrel race**

**CLASS 9: Boot race**

**Divisions:**(Contestant's age on day of event)

P = Peewee, 7 & under-lead line and /or helped while competing.

B = Buckaroo, 7 & under independent rider

Y = Youth, 8 - 12

J = Junior, 13 - 18

## ♥ DEPARTMENT B ~ CRAFTS ♥

Best of Show Crafts & Best of Show Crafts Youth /Junior

### RULES:

1. Entries are received in the Fair Headquarters building from 4:30 PM-7:00 PM on Wednesday and Thursday evening.
2. Every article entered must be entirely the work of the exhibitor.
3. No prizes will be allowed for articles which have been purchased, received as a gift, or borrowed.
4. If an exhibit has been made from a kit, please state so on exhibit tag.
5. Two articles may be entered in each lot number as long as the items are different types of articles. For instance, in the jewelry lot one might have 1 bracelet and 1 ring.
6. Entries must never have been exhibited previously at the Jefferson County Fair.

### Divisions:

Y = Youth, 7 and under  
J = Junior, 8 through 16  
A = Adult  
G = Group

### Class 1: Woodworking

- 01 Wood Burning
- 02 Woodworking, Small item
- 03 Wood working, large item
- 04 Woodworking, turning
- 05 Hand carved
- 06 Pieced
- 07 Machine & Hand
- 08 Any other

- 32 Accessories – apron, bag, tablecloths etc.
- 33 Home furnishings – Afghan, blanket, etc.
- 34 Rugs
- 35 Art loom weaving – tapestry, pictures, etc.
- 36 Any Other

### Class 2: Books

- 09 Bookbinding
- 10 Decorative/ The med journal
- 11 Scrapbook
- 12 Themed Sketchbook
- 13 Photo Album
- 14 Any Other

### Class 6: Fabric Crafts (Not Sewn)

- 37 Batik
- 38 Felt creation
- 39 Macrame
- 40 Painted
- 41 Tie Dye
- 42 Liquid Embroidery
- 43 Stamping
- 44 Any Other

### Class 3: Clay

- 15 Ceramic, chalked
- 16 Ceramic, glazed
- 17 Ceramic, stained
- 18 Polymer clay creation
- 19 Pottery, hand
- 20 Pottery, wheel
- 21 Any other ceramic
- 22 Any other pottery

### Class 7: Models

- 45 Kit
- 46 Original
- 47 Combo (Kit & Original)

A-Auto  
AR- Airplanes  
M- Military  
R- Railroad/ Trains  
S- Ship  
OP- Operating  
M- Miscellaneous

### Class 4: Dolls

- 23 Storybook
- 24 Baby
- 25 Crocheted
- 26 Miniature
- 27 Stuffed
- 28 Any other doll
- 29 Doll House

### Class 8: Glass

- 48 Stained glass kit
- 49 Stained glass original
- 50 Glass blowing
- 51 Etched glass
- 52 Any other

### Class 5: Handweaving & Spinning Fiber

- 30 Garments
- 31 Loom: shaped garments

### Class 9: Lego Creations

### Class 10: Jewelry

- 53 Kit
- 54 Set
- 55 Beads

*Dept. B - Crafts continued*

- 56 Enamel
- 57 Intaglio or Cameo
- 58 Lapidary
- 59 Metalwork
- 60 Shellwork
- 61 Any other

**Class 11: Leatherwork**

- 62 Tooled Item, small
- 63 Tooled Item, large
- 64 Braided
- 65 Sewing
- 66 Any other

**Class 12: Metal Craft**

- 67 Horseshoe
- 68 Yard Decoration
- 69 Toys or Models
- 70 Any other

**Class 13: Mosaic**

- 71 Steppingstones
- 72 Wall Hanging
- 73 Any other

**Class 14: Paper Craft**

- 74 Coloring book page
- 75 Construction paper project
- 76 Paper bag craft
- 77 Paper Mache
- 78 Cards
- 79 Stationary
- 80 Any other

**Class 15: The P's**

- 81 Paint by number
- 82 Pet rock painting
- 83 Pinecone art
- 84 Plastic canvas needlework
- 85 Playdough creations
- 86 Plaster craft
- 87 Popsicle stick craft
- 88 Porcelain craft
- 89 Any other

**Class 16: Themed Craft**

- 90 Christmas, kit
- 91 Christmas, original
- 92 Other Holiday, kit
- 93 Other Holiday, original
- 94 Ethnic theme, any media
- 95 Wreathes, any media
- 96 Any other

**Class 17: Traditional Arts**

- 97 Baskets, natural material
- 98 Calligraphy
- 99 Candles
- 100 Decoration made of natural material
- 101 Fyl Tying
- 102 Tole painting
- 103 Textile painting
- 104 China painting
- 105 Quilling
- 106 Soap, bar
- 107 Soap, carving
- 108 Weaving, natural material
- 109 Any other

**Class 18: Any Media**

- 110 Coaster
- 111 Collage
- 112 Collections
- 113 Diorama
- 114 Educational Project
- 115 Flowers
- 116 Hats
- 117 Mask
- 118 Mobiles
- 119 Picture Frame
- 120 Wall Hanging
- 121 Refurbished item – explain process
- 122 Recyclable craft, made
- 123 Table decoration
- 124 Toys
- 125 Toothpick art
- 126 Yard Decoration
- 127 Any other

**Class 19: Miscellaneous**

- 128 Beaded craft, not jewelry
- 129 Perler bead craft
- 130 Duct tape craft
- 131 Decoupage
- 132 Dough Craft
- 133 Epoxy resin craft
- 134 Jigsaw puzzles
- 135 Sand creations
- 136 Scratch art
- 137 Shell craft
- 138 String art
- 139 Stenciling
- 140 Mixed media
- 141 Any other

## ♥ DEPARTMENT E ~ NEEDLEWORK ♥

Bernie Franchi Memorial award will be awarded in Quilts.

Best of Show Machine Needlework – Best of Show Hand Needlework – Best of Show Needlework  
Youth /Junior Best of Show Machine Quilted – Best of Show Hand Quilted – Best of Show Quilted.

### RULES:

1. Entries are received in Fair Headquarters building from 4:30 PM-7:00 PM Wednesday & Thursday evening
2. Articles competing for prizes must be made by person exhibiting them.
3. All articles should be clean and well pressed.
4. All needlework will be judged on beauty, degree of perfection, amount of work, and suitability for the purpose for which it is intended.
5. Only 2 entries are permitted in any lot by one exhibitor.
6. Entries must never have been entered previously at the Jefferson County Fair.
7. If an exhibit has been made from a kit, please state so on exhibit tag.

### Divisions:

Y = Youth, 7 and under  
J = Junior 8 through 16  
A = Adult  
G = Group

### CLASS 1: Crocheting

#### Lot No. - Description

- 1 Adult clothing, 2 or 3-piece set
- 2 Adult clothing, single item
- 3 Child clothing, 2 or 3-piece set
- 4 Child clothing, single item
- 5 Doilies or dresser set
- 6 Afghan
- 7 Wall hanging
- 8 Edged pillowcases
- 9 Pillow
- 10 Tablecloth
- 11 Any Other

### CLASS 2: Embroidery

- 12 Pillowcases
- 13 Picture or wall hanging, embroidery
- 14 Towels, embroidery
- 15 Tablecloth
- 16 Any other embroidery item
- 17 Picture or wall hanging, crewel
- 18 Pillow, crewel embroidery
- 19 Any other crewel embroidery

### CLASS 2A: Cross Stitch

- 20 Pillowcases, cross stitch or counted cross stitch
- 21 Picture or wall hanging, cross stitch or counted cross stitch
- 22 Small picture, wall hanging, cross stitch or counted cross stitch
- 23 Towels, cross stitch or counted cross stitch

- 24 Tablecloth, cross stitch or counted cross stitch

- 25 Pillow, cross stitch or counted cross stitch
- 26 Any other item

### CLASS 3: Hand knitting

- 27 Afghan
- 28 Doll clothing
- 29 Adult clothing, 2 or 3 piece set
- 30 Adult clothing, single item
- 31 Child clothing, 2 or 3 piece set
- 32 Child clothing, single item
- 33 Shawls, throws or stoles
- 34 Cap or mittens
- 35 Any other item

### CLASS 4: Machine Knitting

- 36 Adult clothing, 2 or 3-piece set
- 37 Adult clothing, single item
- 38 Child clothing, 2 or 3-piece set
- 39 Child clothing, single item
- 40 Doll clothing
- 41 Any other item

### CLASS 5: Other Needlework

- 42 Picture or wall hanging, needlepoint
- 43 Any other item, needlepoint
- 44 Any item, petit point
- 45 Multi-stitchery item: combination of different types of stitchery
- 46 Any item, tatting

- 47 Any item, bargellow

- 48 Afghan, any other
- 49 Any other type of needlework
- 50 Picture wall hanging, candle wicking item
- 51 Any other candle wicking item
- 52 Any item, machine embroidery

### CLASS 7A: Sewing, Adult Garments ~ Lots 53-68

### CLASS 7B: Sewing, Child Garments ~ Lots 53-68

### CLASS 7D: Serger, Adult Garments ~ Lots 53-68

### CLASS 7E: Serger, Child Garments ~ Lots 53-68

### CLASS 7F: Serger, Other ~ Lots 53-68

#### Lot No. - Description

- 53 Two-piece outfit
- 54 Shirt or blouse
- 55 Formal dress
- 56 Dress
- 57 Tailored garment
- 58 Pants, jeans
- 59 Coat or jacket
- 60 Leather garment
- 61 Any other garment
- 62 Clothing construction

Dept. E - Needlework continued

- 63 Doll clothing
- 64 Pillow
- 65 Toy
- 66 Wall hanging or picture
- 67 Tote, purse, bag
- 68 Any other item

**QUILTING:**

For all quilting, include lot work type:

**(H)** Non-professional Hand Quilted

**(PH)** Professional Hand Quilted

**(M)** Non-professional Machine Quilted

**(PM)** Professional Machine quilted

**CLASS 8A: Bed quilts, 65" or larger ~ Lots 69-78**

**CLASS 8B: Lap quilts, 45-65" wide ~ Lots 69-78**

**CLASS 8C: Baby/crib quilts, 35-45" wide ~**

**Lots 69-78**

**CLASS 8D: Miniature quilts, under 24"**

\* include lot work type:

Lot No. - Description

- 69 Hand appliqué
- 70 Machine appliqué
- 71 Hand embroidery
- 72 Machine embroidery
- 73 Hand painted
- 74 Machine pieced
- 75 Multi-technique
- 76 Completed by other exhibitor
- 77 Other than listed
- 78 Group quilt

**CLASS 8E: Quilted household furnishing**

\* include lot work type:

Lot No. - Description

- 79 Small wall hanging
- 80 Large wall hanging
- 81 Original art, small
- 82 Original art, large
- 83 Table runner
- 84 Placemats
- 85 Pillow

**CLASS 8F: Quilted Clothing**

\* include lot work type

Lot No. - Description

- 86 Bags
- 87 Hats
- 88 Coats
- 89 Vests
- 90 Other

**CLASS 9: Educational Display**

♥ **DEPARTMENT P ~ PHOTOGRAPHY** ♥

Sue Crispin Memorial award, gift certificate of \$25.00 in Nature Photography Adults & Youth /Junior Best of Show Photography – Best of Show Photography Youth /Junior

**RULES:**

1. Entries are received in Fair Headquarters building from 4:30 PM-7:00 PM on Wednesday & Thursday evening
2. Snapshots should be less than 5 x 7 inches.
3. All photographs or prints must be mounted, matted or framed.
4. Only 2 (two) items per lot per exhibitor may be entered in any one class. No article shall be entered to compete in more than one lot.
5. All photographs must be sturdily equipped for hanging.

6. **Photographs may be submitted online through Fair Entry. They will be displayed digitally.**

7. Entries must never have been exhibited previously at the Jefferson County Fair.

**Divisions:**

Y = Youth, 7 and under

J = Junior 8 through 16

A = Adult

G = Group

**CLASS 1: Black & White Photography ~ Lots 1-14**

**CLASS 2: Black & White Hand tinting ~ Lots 1-14**

**CLASS 3: Black & White Snapshots ~ Lots 1-14**

**CLASS 4: Color Photography ~ Lots 1-14**

**CLASS 5: Color Snapshots ~ Lots 1-14**

**CLASS 6: Digitally Enhanced Photography ~ Lots 1-14**

**Class work type:**

F = film or D = digital

Example: A color snapshot taken with a digital camera would be entered in Class 5D.

Lot No. – Description

- 1 Fair and/or rodeo photos, previous Jefferson County weekend events
- 2 People: person or group of persons
- 3 Animals, domestic

- 4 Animals, wild
- 5 Floral
- 6 Scenes: view, landscape
- 7 Action
- 8 Antiques
- 9 Open: any other subject
- 10 Close-up
- 11 Photo collage: collection in one frame

- 12 Still life
- 13 Panoramic
- 14 Sketch book

**CLASS 7: Educational Display**

## ♥ DEPARTMENT AR ~ FINE ARTS ♥

Best of Show Fine Arts – Best of Show Fine Arts Youth /Junior

### RULES:

1. Entries are received in Fair Headquarters building from 4:30 PM-7:00 PM on Wednesday & Thursday evening
2. All paintings or drawings must be mounted, matted or framed.
4. Articles competing for prizes must be made by the person exhibiting them.
5. Only 2 (two) items per lot per exhibitor may be entered in any one class. No article shall be entered to compete in more than one lot.
6. Exhibits may be signed or initialed by the exhibitor.
7. All drawings, and paintings must be sturdily equipped for hanging.
8. Entries must never have been exhibited previously at the Jefferson County Fair.

### Divisions:

Y = Youth, 7 and under  
J = Junior 8 through 16  
A = Adult  
G = Group

### CLASS 1: Drawing

#### Lot No. – Description

- 1 Pen & ink, any subject
- 2 Pencil, any subject
- 3 Charcoal, any subject
- 4 Crayon, any subject
- 5 Pastel, any subject
- 6 Marking pen
- 7 Colored pencil

### CLASS 2: Oil/Acrylic Painting (lots 8-12 below)

### CLASS 3: Watercolor Painting

#### Lots 8-12

- 8 Landscape
- 9 Still life
- 10 Portrait
- 11 Animals
- 12 Any other subject

### CLASS 4: Miscellaneous Art

#### Lot No. – Description

- 13 Any other medium
- 14 Abstract: any medium
- 15 Contour line drawing
- 16 Silkscreen
- 17 Linoleum or wood block

- 18 Computer Art
- 19 Scratchboard
- 20 Any Other

### CLASS 5: Sculpture

- 21 Bronze
- 22 Metal
- 23 Wood
- 24 Wax
- 24 Other

### CLASS 6: Educational Display

---

## ♥ DEPARTMENT I ~ LIVESTOCK ♥

Trophy awarded to Youth/Junior Overall Livestock

All animals must be in good health.

Superintendents may refuse to allow the entry if the animal(s) appear to be ill or unhealthy.

### RULES:

1. **Exhibitors must be present when animals are being judged.**
2. Entry forms must be submitted no later than Friday, August 15.
3. Animals may be entered for competition or for display only. All animals must be admitted to the Superintendent at the Livestock Barn between 4:00-6:00 PM on Thursday.
4. Only 1 animal per exhibitor per lot unless otherwise stated.
5. Due to availability of space, several hogs or sheep may be penned together. Portable corrals are welcome.
6. Exhibitors will furnish their own feed and pans, and be responsible for feeding and watering their livestock. Woodchips will be available for use.
7. Exhibitors will be responsible for keeping their pens and stall areas clean.
8. Livestock is judged Thursday after check in.
9. All animals will receive a first, second or third placing. The best animal(s) in each class will receive a purple ribbon.
10. No sale of open class animals is held.

### Divisions:

Y = Youth, 7 and under  
J = Junior 8 through 16  
A = Adult

Dept. I - Livestock continued

**CLASS 1: Swine Breeding Stock**

1. Classes are open to all breeds, both grade and purebred. State breed on entry blank.
2. A litter is four pigs at least 2 months of age farrowed by 1 sow. To enter the individual lots, separate individuals are required.
3. Every sow 1 year or over must have produced pigs within 12 months prior to this Fair or give evidence of being with pig at the time shown.

Lot No. – Description

- 1 Any gilt, 5-12 months of age
- 2 Sow
- 3 Sow and litter
- 4 Market Hog, 200-280 pounds

**No Sale Held.**

**CLASS 2: Sheep Breeding Stock**

1. Every ewe 2 years of age or over must have produced a lamb within 9 months preceding this Fair.
2. Sheep entered in breeding classes will be judged on breeding characteristic, quality, and development for age.
3. Animals in this class must show evidence of grooming and fitting.
4. Only ewes 2 and under, producing their first lambs will be eligible in Lot 8. Judged 50 percent on ewe, 50 percent on lamb(s). Ewe and lamb(s) must be born in the current year.

Lot No. – Description

- 5 Ram lamb
- 6 Ram, 1 year and older
- 7 Ewe lamb
- 8 Ewe, 1 year and older ewe and lamb(s)
- 9 Market lamb, born after Jan 1 of this year

**CLASS 3: Dairy Cattle, all breeds**

1. Entries are open to both grade and purebred of all breeds and shall be shown together. State breed on entry form.
2. Animals in dairy class will be judged on size for age, dairy type, vigor, condition, and milk producing characteristics.

Lot No. – Description

- 10 Female, 1 month to 12 months
- 11 Female, over 1 year
- 12 Dairy cow and calf

**CLASS 4: Beef Cattle Breeding Stock**

1. Class is open to all breeds
2. Entries are open to both grade and purebred, and they will be shown together.
3. Lot 16 is judged 50 percent on cow and 50 percent on calf. Cow and calf must stay as a pair and cannot be entered in separate classes. Calf must be born before June 1st of the current year.

Lot No. – Description

- 13 Female, 1 month to 1 years
- 14 Female, 1 year to 2 years
- 15 Bull calf or yearling
- 16 Cow and calf
- 17 Pen of 3 females, 1 to 3 years
- 18 Market steer, minimum weight 950 lbs., must be halter broke. Cannot be born before Jan. 1st of the previous year.

**CLASS 5A: Dairy Goats**

~ Lots 19-24

**CLASS 5B: Meat Producing Goats**

~ Lots 19-24

**CLASS 5C: Wool Producing Goats**

~ Lots 19-24

**CLASS 5D: Pygmy, Dwarf Goat**

- 19 Doe, under 1 year
- 20 Doe, 1 year and under 2 years
- 21 Doe, 2 years and under 5
- 22 Doe, 5 years and over
- 23 Wether under 1 year
- 24 Dairy herd, 3 milking does



## ♥ DEPARTMENT G ~ RABBITS, POULTRY & WATERFOWL ♥

Youth/Junior trophies awarded for Overall Rabbit and Overall Poultry.

### RULES:

1. Entry forms must be submitted no later than Friday, August 15.
2. All rabbits and birds must be admitted to the superintendent between 4-6:00 PM, Thursday.
3. All rabbits and birds will be cooped under their supervision, and no entry may be removed from cages or handled by any unauthorized person except by special permission of the superintendent.
4. Exhibitors are allowed two entries per lot per class if entries are of different breeds/varieties.
5. Poultry and rabbits may be housed in the same building. It is recommended that birds be dusted for parasites 2 weeks prior to the fair.
6. Exhibitors must be present when animals are being judged.
7. Person exhibiting shall provide own feed and water supplies.
8. Entries shall be judged by the latest revisions of the American Poultry Association and/or American Bantam Association and judges' discretion.
9. Rabbits will be judged by current rules and judges' discretion.
10. State Breed/variety on entry forms.
11. All animals must be in good health.
12. Poultry and Rabbits are judged in their pens on Thursday.

### Divisions:

Y = Youth, 7 and under  
 J = Junior 8 through 16  
 A = Adult  
 G = Group

**CLASS2A: Standard Poultry, large breed ~ Lots 8-13**

**CLASS 2B: Standard Poultry, medium breed ~ Lots 8-13**

**CLASS2C: Standard Poultry, small breed ~ Lots 8-13**

**CLASS 3: Bantams ~ Lots 8-13**

**CLASS 4: Turkeys ~ Lots 8-13**

**CLASS 5: Ducks ~ Lots 8-13**

**CLASS 6: Geese ~ Lots 8-13**

**CLASS 7A: Ornamental Birds, pairs ~ Lots 8-13**

**CLASS 7B: Ornamental Birds, single ~ Lots 14-18**

- 14 Pheasant
- 15 Peacock
- 16 Guinea fowl
- 17 Pigeon Dove
- 18 Any other ornamental

**CLASS 1A: Rabbits, Large Breeds ~ Lots 1-7**

**CLASS1B: Rabbits, Medium Breeds ~ Lots 1-7**

**CLASS 1C: Rabbits, Small Breeds ~ Lots 1-7**

**CLASS 1D: Rabbits, Crossbreeds ~ Lots 1-7**

### Rabbit Lots:

- 1 Buck, over 8 months
- 2 Buck, 6-8 months
- 3 Buck, 2-6 months
- 4 Doe, over 8 months
- 5 Doe, 6-8 months
- 6 Doe, 2-6 months
- 7 Doe and Litter: litter 3 or more, 5 weeks or older

### Poultry/Waterfowl/Bird Lots:

- 8 Male, 1 year and older
- 9 Male, less than 1 year
- 10 Female, 1 year and older
- 11 Female, less than 1 year
- 12 Pair, 1 male and 1 female, same breed and variety
- 13 Trio, 1 male and 2 females



## ♥ VEGETABLE CONTEST ♥

This year's vegetable is Potato! Using a potato, make a person, a bug, whatever! Attach different objects to it. Use your imagination to make a unique creation. The potato decoration workshop will take place in the Red Barn at 4:00 p.m. on August 22, 2025. Bring your Potato Contest entry to the Red Barn by 9:30 AM, Saturday. Exhibits are judged on Saturday morning. Ribbons are awarded to all.

---

## ♥ FLOWER DESIGN CLASS ♥

On Friday at 3:00 – 3:30 P.M. at Volunteer Hall- Participants are encouraged to come early to look at the designs/arrangements in the fair schedule, decide the arrangement, and choose a container. If there is still time, start filling out the Fair Entry Form. 3:30 – 4:40: Class instructions on Flower Arranging for 15 minutes. The remaining time will be used for finishing the design/ arrangement. Volunteers will be present to assist. The Whitehall Garden Club will provide both fresh and dried flowers for the workshop. Containers will also be provided. The size of the container should be no larger than 4 inches. Examples are coffee cups, tuna and cat food cans (cleaned), and spray paint can lid. Glass vases are strongly discouraged. Adults, Teens, and children are encouraged to attend. Participants are asked to be seated and prepared for class at 3:30.

## ♥ DEPARTMENT C ~ FLORAL ♥

Margy McCauley Memorial awarded for overall floral exhibit (chosen from Best of Show ribbons)  
Adult Division, Floral Department.

Best of Show Cut Flower (classes 1A & 1B) – Best of Show Container Plant (classes 2,3,4)  
Best of Show Youth /Junior Floral Design (class A-D) – Best of Show Youth /Junior Floraculture  
Best of Show Floral Design (Class A - D)

### **RULES:**

1. Entries are received from 7:30 to 9:30 AM, Saturday, Volunteer Hall.
2. Flowers must be fresh and grown by exhibitor except in sections A-E, floral arrangements. No artificial flowers, fruit, or foliage are permitted.
3. Exhibitor is allowed one entry in each lot.
4. Each exhibit must contain no more or less than the number of stems specified under each lot number, otherwise they will be disqualified.
5. Exhibits cannot be replaced with fresh flowers after they are entered.
6. No noxious weeds, endangered species, or plants on the conservation list will be allowed. A list of these is available from the Jefferson County Extension office.
7. Artificial flowers may not be used in arrangements. Accessories are permitted. Exhibitor must use fresh flowers in each design or arrangement unless otherwise stated.
8. Exhibitors must provide containers for their exhibits. Cut specimens for horticulture should be displayed in clear transparent bottles that are of a suitable size and stability. The fair will not be responsible for containers or accessories lost or damaged, although every care will be taken.
9. Exhibits in Class 1 will be judged on the flowers only, not the container.
10. Wedging, a small, inconspicuous "plug" in the neck of a container to improve the pose of the entry, must be provided by the exhibitor (ex. Saran wrap, small stem, bubble wrap, tape).
11. Fresh plant material cannot be treated in any manner. Treating is changing the surface texture, color, substance by dye, plain, glitter, etc.
12. Volunteer Hall is closed for judging at 10:30 AM Saturday morning.

### **Divisions:**

Y = Youth, 7 and under  
J = Junior 8 through 16  
A = Adult  
G = Group

### **DEFINITIONS:**

**Bloom:** Individual flower, a solitary flower terminating in a stem.  
**Stem:** One (1) bloom with each stem.  
**Spray:** Number of flowers and foliage on 1 stem.  
**Spike:** Stemless flowers on a long stalk, i.e. gladiolus, liatris

## HINTS TO EXHIBITORS:

\* **Uniformity is very important:** All old blooms, bug-eaten, dead and broken leaves should be removed as carefully as possible. Length of stem, size of flowers, and maturity of flowers all should be as nearly alike as possible. Unless specified in the lot number, it does not matter whether flowers in an exhibit are all the same color. If a certain color is specified, the colors should be as much alike as possible in each flower.

\*If plant material is to hold up through the exhibition period, it must be cut no later than a day before it is to be exhibited. Cutting should be done about 4 PM, because at this time there is the greatest amount of sugar in the leaves, and as soon as the flowers are plunged in water they take up enough to overcome any apparent wilting. Plunging stems in water at 100 degrees F is usually best; then set in a cool room, out of any draft, and let the water cool to room temperature. This enables the flowers to retain their rigidity and last much longer.

\* Cut stems cleanly at an angle with a sharp knife and place at once in deep water. Foliage should be clean, with any broken or disfigured foliage or petals removed.

\* Flowers or branches with wood stems such as phlox and roses should be split, crushed or pounded before being placed in deep water.

\* Dahlias should be picked at daylight with a long stem, placed first in cold water, then hot water and set in a cool, dark place during the day. Any flower with milky or colorless fluid in its stem may be seared with a flame or the stem end placed in boiling water several minutes (blooms should be protected from the steam).

\* Flowers to be used in arrangements such as Hosta, vegetable leaves, etc., should be immersed in water overnight.

## Horticulture

### **RULES:**

- A. All plant material entered in Horticulture Division must be fresh and have been grown by the exhibitor.
- B. Exhibits must have been in the possession of the exhibitor for no fewer than 90 days. Exception: plants grown from seed, seedling or immature (young) transplants. Combination plantings must have been grown together for no fewer than 6 weeks.

### Horticulture

#### **Section A: "Square Dance".**

##### **Class 1A: Annual Flowers**

- 1. Amaranthus, 1 spike
- 2a. Bachelor Buttons, 1 color, 6 stems
- 2b. Bachelor Buttons, mixed color, 6 stems
- 3. Begonia, 1 bloom
- 4. Bells of Ireland, 3 spikes
- 5a. Calendulas, mixed color, 3 stems
- 5b. Calendulas, 1 color, 3 stems
- 6a. Carnation, mixed color, 3 stems
- 6b. Carnation, 1 color, 3 stems
- 7. Celosia, 1 stem
- 8. Clarkia, 3 stems
- 9. Coreopsis, 3 stems
- 10a. Cosmos, 1 color, 3 sprays
- 10b. Cosmos, mixed color, 3 spray
- 11a. Daisies, Gloriosa, 3 stems
- 11b. Daisies, Painted, 3 Stems
- 12a. Dianthus, single, 3 sprays
- 12b. Dianthus, double, 3 sprays
- 13a. Geranium, Zonal, 1 bloom
- 13b. Martha Washington, 3 blooms
- 14a. Gladiolus, mixed color, 3 spikes
- 14b. Gladiolus, 1 color, 3 spikes
- 15a. Marigold, small, 3 sprays
- 15b. Marigold, bicolor, 3 sprays
- 15c. Marigold, Large, 1 spray
- 16. Nasturtiums, 3 stems
- 17a. Pansy, Giant, over 3", 3 blooms
- 17b. Pansy, Under 3", 3 blooms
- 17c. Pansy, Miniature, 6 blooms
- 18a. Petunias, single, 3 sprays
- 18b. Petunias, double, 3 sprays
- 19. Phlox, annual, 3 sprays
- 20a. Poppy, single, 6 stems
- 20b. Poppy, double, 6 stems
- 21a. Snapdragons, single, 1 spike
- 21b. Snapdragons, double, 1 spike
- 22. Stocks, 3 spikes
- 23. Strawflower, 3 stems
- 24a. Sunflower, under 4", 1 stem
- 24b. Sunflower, 4-6", 1 stem
- 24c. Sunflower, over 6", 1 stem
- 25a. Sweet Pea, 1 color, 3 stems
- 25b. Sweet Pea, mixed color, 3 stems

- 26a. Zinnias, under 2", 3 blooms
- 26b. Zinnias, 2- 4", 3 blooms
- 26c. Zinnias, over 4", 1 bloom
- 27a. Any other annual not listed
- 27b. Any other not listed (Annual)
- 27c. Any other not listed
- 28. Best collection of named annuals  
(5 different stems/sprays exhibited in one Container)

### **Section B: "Polka"**

#### **Class 1B Perennial Flowers**

- 29. Achillea (Yarrow), 1 stem
- 30. Clematis, 1 bloom
- 31. Columbine, 1 spray
- 32. Chinese Lanterns, 1 stem
- 33. Coral Bells, 3 spikes
- 34. Daisy, Shasta, 3 sprays
- 35a. Daylily, single, 1 bloom
- 35b. Daylily, double, 1 bloom
- 36. Delphinium, 1 spike
- 37. Dianthus, (Pink Carnations), 3 sprays
- 38. Echinacea (cornflower), 1 stem
- 39. Gaillardia, (Blanket Flower, 3 stems
- 40. Globe Thistle, 1 spray
- 41a. Hollyhock, single, 1 spike
- 41b. Hollyhock, double, 1 spike
- 42. Hydrangea, 1 spike
- 43. Liatris, 1 spike
- 44. Lily, 1 stem
- 45. Phlox, 1 stem
- 46a. Poppies, Oriental, 1 stem
- 46b. Poppies, Iceland, 1 stem
- 47a. Rose, Hybrid Tea, 1 Bloom w/ Foliage
- 47b. Rode, Floribunda, 1 spray w/ Foliage
- 47c. Rose, other, 1 spray w/ Foliage
- 48. Rudbeckia, 1 stem
- 49. Salvia, 3 stems
- 50. Sweet Pea, 3 stems
- 51. Veronica, 3 stems
- 52. Violas, 3 stems
- 53a. Any other perennial not listed
- 53b. Any other perennial
- 53c. Any other not listed
- 54. Best collection of named perennials  
(5 different stems/sprays exhibited in one Container)

#### **Class 2: Herbs- Line Dance (potted or in a clear vase)**

- 55. Basil
- 56. Chives
- 57. Dill
- 58. Garlic
- 59. Lavender
- 60. Lemon Balm
- 61. Mint
- 62. Oregano

- 63. Parsley
- 64. Rosemary
- 65. Sage
- 66. Tarragon
- 67. Thyme
- 68a. Any other herbs
- 68b. Any other herb not listed
- 69. Best collection of named herbs  
(5 Different stems/sprays exhibited in one container)

#### **Class 3: Houseplants**

- 70. African Violet, plant in bloom
- 71. Foliage houseplant, 12" or less container
- 72. Flowering houseplant
- 73. Terrarium
- 74. Dish Garden
- 75. Fern
- 76. Novelty Houseplant (cactus, succulent)
- 77. Hanging plant, flowering, 14" or less
- 78. Hanging plant, non-flowering, 14" or less
- 79. Any other houseplant

#### **Class 4: Container Garden/ Planter**

- 80. 12" or less
- 81. More than 12"

#### **Educational Display**

**Class 5:** Educational exhibits are designed to instruct as well as please. They may consist of pictures, posters and/or displays, conveying educational facts quickly in an interesting manner. Artificial plant material is not permitted.

- 82. Water Conservation- Conserving and protecting water sources is important to each of us and our community.
- 83. Organic Gardening – Go organic for a healthier environment and planet; make your own mulch, compost, and pest sprays from household products.
- 84. Fire Resistant Landscaping – Use fire-resistant and fire-tolerant plants in our landscape to increase the survivability of your house and property.

#### **DESIGNS: Arrangements**

##### **Design Rules**

1. Artificial flowers, fruit, or foliage is not permitted in the Design Division. The use of fresh plant material is emphasized.
2. Plant material used in a design need not have been grown by the exhibitor.
3. Plant material that has been treated to alter its exterior appearance may be used only in its dried state in the show.
4. Religious symbols, if used, must be displayed in a respectful manner.
5. Tables will be covered with white tablecloths.

6. Creative Line Design: Creative design in which line direction is dominant, characterized by an open silhouette and a minimum of plant material and other components.

7. Spatial Thrust Design: Creative design in which two parallel placements (lines) of like materials are used to define a volume of vacant space, creating a feeling of thrust.

**Artistic Design subdivisions: Adults Only**

**N- Novice:** A person who is a first-time entrant or who has not won more than two blue ribbons in design classes at this fair.

**I – Intermediate:** A person who has had prior entries or has won two or more blue ribbons in design classes at this fair.

**E- Experienced:** A person who has schooling in floral design, judged floral classes, or won two or more purple ribbons in design classes at this fair.

When entering, the exhibitor shall designate the entry with the appropriate level N, I, or E following the chosen division.

**CLASS 2A: “Ballroom Dancing”**

1. “Foxtrot” – A creative line design using dried plant materials.
2. “Two Step” – A design using fresh and/or dried plant materials.
3. “Waltz” – A fresh floral arrangement in white with a white container, foliage need not be white.

**CLASS 2B:**

4.” Tango”. An arrangement of fresh fruit, vegetables, and/or herbs. (No cut produce).

5. “Jitterbug”. The designer’s choice of arrangement using dried plant materials.

6. “At the Hop”. A fresh floral arrangement of the designer’s choice.

**CLASS 2C: Petites**

7.”Hokey Pokey”. A small design not to exceed 3” in height, width and depth. Materials must be dried.

8.”The Twist”. A design 5” in height, width and depth using fresh and/or dried plant materials.

9. “The Jerk”. A fresh floral arrangement featuring one kind of flower 8” in height, width, and depth with some water showing.

**Class 2D:**

10.” The Dinner Dance” - A tray set for one diner not to exceed 24” by 30” with a creative arrangement of flowers.

11. “Cha-Cha-Cha” – A creative Line or Line-Mass design using a Western theme

12. “The Stroll” – A creative Spatial Thrust design using fresh plant or dried material.

**CLASS 2E: “Folk Dancing”**

**Arrangements for the Home with fresh and/or dried plant materials, accessories required.**

13. Arrangement for the kitchen.

14. Arrangement for the Living Room or Family Room.

15. Arrangement for the Bedroom

**♥ DEPARTMENT D ~ CROPS & GARDENING ♥**

Best of Show Gardening - Best of Show Gardening Youth/Junior

**RULES:**

1. All entries must be received from 7:30-9:30 AM, Saturday in Red Barn.
2. All entries must be current year’s crops.
3. All sheaves of grain, forage crops, must be less than 3 inches or more than 5 inches in diameter in at least one place.
4. Grains must be tied in at least 3 places and forage crops in at least one place.
5. Only one exhibit per lot number can be entered, and an exhibit can be entered in only 1 lot.
6. Exhibits must be grown by the person exhibiting them.
7. Threshed grain, 1 quart must be shown.
8. Exhibitors may not replace fresh fruits and vegetables until after the judging has been completed.
9. Apples should not be polished.
10. Place fruits on small paper plate in plastic bag and *Department D- Crops and Garden cont.*

secure tightly. Use pint container for berries.

11. Exhibits will be judged on uniformity, maturity, varietal characteristics, and freedom from disease and injury. Judging is based on market preference. Most markets prefer a medium sized specimen.

12. All vegetable exhibits should be exhibited in a clear plastic bag fastened with a wire tie (no plastic wrap or paper plates) except for large items such as pumpkins, which do not need to be covered.

13. 10:00 AM - 1:00 pm ~ Barn closed for judging.

**Divisions:**

Y = Youth, 7 and under

J = Junior 8 through 16

A = Adult

G = Group

## HINTS TO EXHIBITORS:

- \* **Threshold grain:** all samples should be free of dirt, weed seeds, chaff and other grains. There should be no evidence of smut in the sample. The sample should be pure as to variety and class of grain. The grain in the sample should be large, plum, and of a hard, flinty texture. The sample should be free from all kinds of damage such as pin pruning, etc. A deep, yet clear, dark red color is best for milling wheats. In oats and barley, fresh, clean color is very important.
- \* **Sheaf grain:** In sheaf grains, the evidence of high yield and quality are of equal importance. A sheaf grain should be pure as to variety. The grain must be the natural green color and the maximum amount of foliage.
- \* **Forage sheaves:** Sheaves are judged on their apparent forage, quality, purity and yield. It is essential that the show sample be cured in a way that preserves the natural green color and the maximum amount of foliage.
- \* **All root crops:** Cut tops off leaving approximately 1 inch at the top and the roots should be cut off leaving approximately 1 inch, except for beets, on which the root should not be cut. Wash thoroughly, but do not use a brush.
- \* **Beans and peas:** Leave ¼ to ½ inch stems and select uniform pods.
- \* **Carrots:** Select carrots that do not have green shoulders.
- \* **Dry onions:** Approximately 8 days before the Fair, twist tops and remove outer layer of dirty skin, just one layer. Spread out so air can pass over them until fair time. Remove tops approximately 1 inch and clip off roots to approximately 1 inch. Do not peel onions to make them shiny.
- \* **Green Onions:** Lift just prior to exhibition, avoiding damage to root node, trim roots and tops, remove outer layer of skin to get dirt off.
- \* **Potatoes:** After digging, allow to dry 20 minutes or so to set the skin; wash gently and avoid rough handling.
- \* **Rhubarb:** To remove leaf, cut 1 inch from each side of the stem in triangle pattern to center of leaf vein above. Leave base of stem intact.

### CLASS 1: Threshed Grain

Lots 1-5

### CLASS 2: Sheaf Grain

- 1 Any variety hard red winter, wheat, named
- 2 Any variety hard red spring, wheat, named
- 3 Any variety, soft wheat, named
- 4 Any variety, oats, named
- 5 Any variety, barley named

### CLASS 3: Sheaf Forage

- 6 Alfalfa: 1<sup>st</sup> cutting
- 7 Alfalfa: 2<sup>nd</sup> cutting
- 8 Brome
- 9 Timothy
- 10 Clover
- 11 Wheatgrass
- 12 Any other forage crop

### CLASS 4: Vegetables and Roots

- 13 Beans: green snap, 6 pods
- 14 Beans: yellow snap, 6 pods
- 15 Beets, 3
- 16 Broccoli, 3 stalks

- 17 Cabbage 1
- 18 Cantaloupes/muskmelon, 1
- 19 Carrot, long, 6
- 20 Carrot, short, 6
- 21 Cauliflower, 1
- 22 Celery, green, 1 bunch
- 23 Corn, sweet, 3 husked ears
- 24 Cucumber, pickling, 3
- 25 Cucumber, slicing, 3
- 26 Dill, 3 stalks
- 27 Eggplant, 1
- 28 Garlic, 1 root
- 29 Kale, flowering, and/or cabbage
- 30 Kohlrabi, 3
- 31 Lettuce, leaf, 1 bunch
- 32 Lettuce, head, 1
- 33 Onions, white, 3
- 34 Onions, green bunching, 3
- 35 Onions, yellow, 3
- 36 Onions, red, 3
- 37 Parsley, 3
- 38 Parsnips, 3
- 39 Peas, sugar snap, 6 pods
- 40 Peas, edible pod, 6 pods
- 41 Peppers, green, 3

- 42 Any other pepper, 3
- 43 Potatoes, red 3
- 44 Potatoes, white, 3
- 45 Potatoes, any other, 3
- 46 Pumpkin, 1
- 47 Rhubarb, 6 stalks
- 48 Rutabagas, 3
- 49 Radishes, bunch of 3
- 50 Spinach, 1 bunch
- 51 Squash, zucchini, 8" or under, 3
- 52 Squash, buttercup, 1
- 53 Squash, other winter variety, 1, identify
- 54 Squash, summer, 1, identify
- 55 Tomatoes, red, 3
- 56 Tomatoes, green, 3
- 57 Tomatoes, small ripe, 3
- 58 Any other vegetable

### CLASS 5: Largest Specimen

- 59 Beet
- 60 Cabbage
- 61 Carrot
- 62 Cucumber
- 63 Kohlrabi

- 64 Onion
- 65 Potato
- 66 Pumpkin
- 67 Squash
- 68 Tomato

**CLASS 6: Oddball Vegetable**

- 69 Carrot, unique shape
- 70 Potato, unique shape
- 71 Tomato, unique shape
- 72 Any other oddball vegetable

**CLASS 7: Fruit**

- 73 Strawberries, pint
- 74 Gooseberries, pint
- 75 Raspberries, pint

- 76 Chokecherries, pint
- 77 Currants, pint
- 78 Black raspberries, pint
- 79 Any other small fruit, pint
- 80 Yellow apples, plate of 3
- 81 Green apples, plate of 3
- 82 Any other apple, plate of 3
- 83 Crab apples, small, plate of 7
- 84 Crab apples, large, plate of 7
- 85 Crab apples, any other variety, plate of 7
- 86 Apple, largest
- 87 Hybrid plums, plate of 5
- 88 Wild plums, plate of 5
- 89 Watermelon, 1
- 90. Cantaloup, 1

- 91. Rhubarb, 3 full stems
- 92 Any other large fruit

**CLASS 8: Educational Display**

**CLASS 9: Garden Display**

A collection of homegrown vegetables or fruit displayed in a basket or other suitable container. Each entry must display 2 specimens of 5 different vegetables/fruits for a total of 10 specimens.

**♥ DEPARTMENT F ~ FOODS ♥**

Marion Kosola Memorial Award for Best of Show in Youth/Junior division of Foods Department.  
Best of Show Baked Goods – Best of Show Canned Goods – Best of Show Foods Youth/Junior.

**RULES:**

1. Recipes must accompany entries.
2. Entries must be received by 7:30 - 9:30 AM Saturday in Red Barn.
3. Only two entries per lot per exhibitor.
4. All exhibits in Classes 1 through 8 must be placed on sturdy plates or trays, and placed in clear, clean plastic bags or covered (cakes, pies).
5. No entries with non-cooked dairy products or non-cooked eggs will be accepted.
6. Entries must have the minimum amount listed (i.e. 6 cookies, etc.) or they will be disqualified. Exhibitors may bring more than the minimum for the auction.
7. Canned goods must be in standard commercial canning jars (pints, quarts & jelly jars) according to various canned good headings.
8. All canned goods must be in sealed jars. Follow current USDA standards. Use new rims for jars.
9. All canned fruit, jams, jellies, relishes, salsas, etc. must be processed in boiling water bath. No paraffin.

10. All vegetable & non-acid foods—Class 14, Lots 125-135 must be processed in a pressure cooker.
11. All exhibits must have been made from natural, basic materials by the exhibitor within the last year.
12. The method of processing must be stated on the lid of entry:  
P = pressure cooker; W = water bath.
13. No exhibit to be judged will be accepted with the name of the exhibitor showing.
14. All baked goods entered will be auctioned to the highest bidder on Saturday at 3:30 PM. Proceeds will go to the Fair Board for fairgrounds improvements.
15. Plates and pies pans will be sold with the food. Disposable plates and pans are encouraged.
16. 10:00 AM ~ Barn closed for judging.

**Divisions:**

- Y = Youth, 7 and under
- J = Junior 8 through 16
- A = Adult
- G = Group

**Class Work Type: S = Standard cooking; H = Healthy cooking (recipe has been revised for fat content, calories, etc.)**

**CLASS 1: Yeast Breads**

- 1 Loaf white bread
- 2 Loaf whole wheat bread
- 3 Plain white rolls (no egg), 6
- 4 Whole wheat rolls, 6
- 5 Fancy or party yeast rolls, rich dough, 6
- 6 Cinnamon rolls, no frosting, 6
- 7 Any other, identify

**CLASS 2: Quick Bread**

- 8 Baking powder biscuits, 6
- 9 Date bread, 1 loaf
- 10 Nut bread, 1 loaf
- 11 Muffin, 6
- 12 Banana bread, 1 loaf
- 13 Carrot bread, 1 loaf
- 14 Zucchini bread, 1 loaf
- 15 Popover, 6
- 16 Any other, identify

**CLASS 3: Cakes**

- 17 White cake, 2 layers, frosted
- 18 Chocolate cake, 2 layers, frosted
- 19 Angel food, unfrosted
- 20 Spice cake, unfrosted
- 21 Chiffon cake, unfrosted
- 22 German chocolate cake
- 23 Fruit cake, unfrosted
- 24 Jelly roll

- 25 Carrot cake
- 26 Coffee cake
- 27 Upside down cake
- 28 Any other cake, identify

**CLASS 3A: Decorated Only**

- 29 Decorated cake, judged only on decoration

**CLASS 4: Cookies and Small Cake (1 half dozen)**

- 30 Oatmeal cookies, drop
- 31 Brownies
- 32 Cutout cookies, rolled
- 33 Peanut butter cookies
- 34 Sugar cookies
- 35 Chocolate chip cookies
- 36 Molasses, rolled
- 37 Lemon bars
- 38 Date bars
- 39 No-bake cereal cookies
- 40 White cupcakes, frosted
- 41 Other cupcakes, frosted, identify
- 42 Doughnuts, plain cake
- 43 Doughnuts, raised
- 44 Other drop cookies, identify
- 45 Other bar cookies, identify
- 46 Other type cookies, identify

**CLASS 5: Pies**

- 47 Rhubarb
- 48 Cherry, 2 crusts
- 49 Apple, 2 crusts
- 50 Pumpkin
- 51 Mince
- 52 Desserts—cobblers, crisps, etc.
- 53 Lemon
- 54 Combination of 2 fruits
- 55 Two (2) Crust berry
- 56 Any other, identify

**CLASS 6: Candy (1 half dozen)**

- 57 Chocolate Fudge
- 58 Caramels
- 59 Divinity
- 60 Peanut butter
- 61 Penuche
- 62 Mints
- 63 Any other, identify

**CLASS 7: Microwave cooking**

- 64 Bread
- 65 Cake
- 66 Candy, 6
- 67 Cookies, 6
- 68 Jams
- 69 Pies

**CLASS 8: Dried Foods**

- 70 Dried vegetable, 1 pint
- 71 Dried fruit, 1 pint
- 72 Fruit leather, 3- to 6- inch roll or strips
- 73 Dried fruits, ¼ pint or Ziploc bag

**CLASS 9: Wines & Beer**

- 74 White table wine
- 75 Red table wine
- 76 Rosé
- 77 Fruit or berry wines
- 78 Liquor
- 79 Beer

**CLASS 10: Honey**

- 80 Best display, extract honey, ½ pint
- 81 Best display, comb honey, 1 comb

**CLASS 11: Canned Foods (Jams, Jellies, etc.) 1/4, 1/2 or 1 pint**

- 82 Apple Jelly
- 83 Grape Jelly
- 84 Chokecherry Jelly
- 85 Raspberry Jelly
- 86 Other Jelly, identify
- 87 Strawberry Jam
- 88 Raspberry Jam
- 89 Peach Jam
- 90 Strawberry-rhubarb Combination
- 91 Jam, combination of 3 fruits
- 92 Jam, any other, identify
- 93 Fruit butter
- 94 Fruit syrup
- 95 Preserves
- 96 Marmalade
- 97 Conserve/topping

**CLASS 12: Freezer Foods**

- (Should come to Fair frozen)
- 98 Freezer jam, any fruit, identify
- 99 Pies
- 100 Desserts

**CLASS 13: Pickles and Relishes (1/2 or 1 pint)**

- 101 Cucumber, sweet
- 102 Cucumber, dill
- 103 Cucumber, bread and butter
- 104 Watermelon
- 105 Beet
- 106 Crab-apple

- 107 Pickle relish
- 108 Vegetable relish
- 109 Any other relish, identify
- 110 Any other pickle, identify

**CLASS 14: Canned Fruit and Vegetables (1/2 or 1 pint, or 1 quart)**

- 111 Cherries, sweet
- 112 Cherries, pie
- 113 Strawberries
- 114 Apricots
- 115 Pears
- 116 Rhubarb
- 117 Apples
- 118 Applesauce
- 119 Huckleberries
- 120 Plums
- 121 Gooseberries
- 122 Raspberries
- 123 Blackberries
- 124 Peaches
- 125 Corn off cob
- 126 Peas
- 127 Beans
- 128 Beets
- 129 Carrots, whole
- 130 Carrots, diced
- 131 Tomatoes, whole
- 132 Mixed vegetables for soups
- 133 Mixed vegetables for salads
- 134 Sauerkraut
- 135 Mincemeat
- 136 Mixed fruit
- 137 Any other, identify

**CLASS 15: Condiments (1/2 or 1 pint)**

- 138 Salsa
- 139 Barbeque sauce
- 140 Mustard
- 141 Flavored vinegar
- 142 Other, identify

**CLASS 16: Dietary Restrictions**

- 143 Baked goods
- 144 Canned goods

**CLASS 17:**

**145 Cookie Jar** – *A gallon glass jar filled with at least 2 varieties of fresh homemade cookies. Lid to be decorated by exhibitor. List variety of cookies on jar tag. Jars will be auctioned.*

**CLASS 18: Educational Display**

## ♥ DEPARTMENT K ~ KIDS' STICK HORSE RODEO ♥

The Paula Heide Memorial Buckle will be awarded to all-around winner in Division K, 4 to 6 years.  
a stick horse is awarded to all-around winner in Division D, 3 and under.

### RULES:

1. Entries will be taken in the Red Barn, Sunday, from 10:15 AM to 10:45 AM. **No late entries accepted.** All classes will be held in the flag pole area, starting at 11 AM on Sunday.
2. For kids ages 6 and under, split in two divisions. Stick horses will be available or bring your own.
3. All entries will be given a number at time of entry and must appear in the Stick Horse Rodeo wearing correct number plainly visible.
4. Classes will run in order listed starting with Division K.
5. Ribbons will be awarded to first, second, third and participant in each class. Purple ribbons will be awarded to overall winners – those with the most points at the end of the rodeo by placing in each class.

### Division K: Children ages 4-6

Prizes will be awarded for Best Dressed Cowboy and Cowgirl.

### Division D: Children ages 3 and under.

Prizes will be awarded for Best Cowboy and Cowgirl

### CLASS 1: Bucking Stick Horse Contest.

Stick horse that bucks the best wins.

### CLASS 2: Stick Horse Race

Race from one end to the other. Fastest horse wins.

### CLASS 3: Team Roundup

Groups of 4 will be called up to pickup all stuffed animals and put them in the corral.

---

## ♥ HUNT IN THE HAY ♥

For kids ages 8 & under and following the Stick Horse Rodeo near flagpole in the playground area.

---

## ♥ Department H -PETS♥

1. All classes will be held at the park. Starting at 10:30 am.
2. No intact dogs.
3. Contestant is responsible for cleaning up after the animal.
4. Participants must be the owner of animal and contain control of their animal at all times.
5. CATS & DOGS ONLY!!

### Divisions:

Y = Youth, 7 and under

J = Junior 8 through 16

A = Adult


G = Group

01: Agility

02: Obedience

03: Best Costume

04: Showmanship



# A FAIR OF THE HEART!

## 2025 JEFFERSON COUNTY FAIR & RODEO SCHEDULE, AUGUST 20 – 24

FREE admission to fairgrounds, \$2 per car parking

### Friday, August 15

**9 pm:** Livestock, poultry, rabbit online entries due

### Monday, August 18

**4-9 pm** - In-County Rodeo entries: 406-531-4581

**4-9 pm** - Kids' Horse Show & Rodeo call-in or text entries: 406-439-0452

### Wednesday, August 20

**10 am** – 4-H Dog Show – Park

**10:30 am** – Open Class Dog Show – Park

**3-6 pm** – 4-H Check-in (indoor & animals)

**4:30-7pm** – Arts, Crafts, Photos, Needlework Received - Headquarters

**6 pm** – Big Rock Barrel Race

**6:30 pm** – 4-H Indoor Project Judging & Interviews – Volunteer Hall

### Thursday, August 21

**10 am** – 4-H Hog Show – Livestock Barn

**1 pm** – 4-H Cattle Show - Livestock Barn

**5 pm** – 4-H Lamb & Goat Show- Livestock Barn

**4 pm** – 4-H Cats, Rabbits, Poultry – Red Barn

**4:30-7 pm** –Arts, Crafts, Needlework accepted – Headquarters

**6 pm** – **FREE Big Deal In-County Rodeo**

### Friday, August 22 (inflatables 2-6 pm)

**9 am** –Kids' Horse Show– Arena

**11 am** – Kids' Parade, Main Street - Prizes for All

**12 pm** – Kids' Rodeo – Arena

**3:30 pm** – Floral Design Class, Free for kids!!- Volunteer Hall

**4-6 pm** – Live Music- Andy Larson – Fair Stage

**5:30 pm** – 4-H Float Decorating

**6 pm** – **Jeff. Co. Rodeo Assoc. NRA Rodeo** – \$15 Adults, \$10 Kids, 6 & under Free!

### Saturday, August 23—Exhibits open 11-4.

*Exhibits, food, displays, vendors, carousel, inflatables 12-6 pm*

**7:30-9:30 am** –Foods, Garden, Crops entries accepted – Red Barn

**7:30-9:30 am** –Floral accepted –Volunteer Hall

**8- 10 am** – Breakfast – Concessions

**9- 11 am** – Rodeo Slack

**10:30-12 am** – Red Barn, Vol. Hall closed/judging

**11 am-** *Clown/Magic Show* - Gazebo

**12 pm**-Parade line up - West Hauser Street

**1 pm**- Rodeo Parade - Main Street

**1- 5 pm** – Spinning and Weaving Demo – Loft Red Barn

**1:30 pm** – Music by Lance Handyside – Fair Stage

**1-6 pm** – *Western Legacy Center Display* - Boiler Building

**2-3 pm** – 4-H register for bidder numbers

**2:30 pm** – Tiernan Irish Dancers – Fair Stage

**3 pm** – 4-H Livestock Sale – Outside Livestock Barn

**3-6 pm** – Beef BBQ by JHS Music Dept., music- White Barn

**3:30 pm**– **Baked Goods Auction**– Red Barn

**4 pm** – Professor Flim Flam – Fair Stage

**5:30 – 6:30 pm** – Music by Christy Hays – Fair Stage

**6 pm** – **Jefferson Co. Rodeo Assoc. NRA Rodeo** – \$15 Adults, \$10 Kids, 6 & under Free! Followed by Wild Ride!!

**8 pm**–Barn Dance: *Depot Hill*, \$2. White Barn

### Sunday, August 24—Exhibits open from 10-2.

*Exhibits, food, displays, carousel, inflatables 12:30-2 pm.*

**8 -10:30 am** – Carousel Breakfast – Arena Concession

**10:15-10:45 am** - Stick Horse Rodeo entries received – Red Barn

**10:30 am** - Clown/fire eater – live at Gazebo

**10-2 pm**— *Western Legacy Center Display* - Boiler Building

**11 am** – Kids' Stick Horse Rodeo – Playground

**12 Noon** –Free Kids' Hunt in the Hay - Park

**12:30 pm** — *Toni Person Puppets* – Red Barn

**12:30 – 2 pm** –*Music by Prickly Pear String Band* – live at Fair Stage

**12- 2:30 pm** – Volleyball tournament - Park

**1:30 – 2:30 pm** – Exhibits released


**Fair Info:** 406-225-4039,

[jeffersonmtfairrodeo.org](http://jeffersonmtfairrodeo.org)

- Facebook-A Fair of the Heart, Jefferson County Rodeo Association
- Rodeo, In-County Rodeo: 406-531-4581
- Kids' Horse Show & Rodeo: 406-439-0452
- Rodeo Parade: 406-461-1482
- Kids' Parade: 406-549-5697

**Jefferson County Fair August 21-24, 2025**

# **A FAIR OF THE HEART!**



NAME: \_\_\_\_\_

AGE: \_\_\_\_\_  
(if under 16)

Mail to Jeff. Co Fair, Box 313, Boulder MT or bring to Jeff Co Fair by 2 pm, Friday, August 22.



# JEFFERSON COUNTY FAIR & RODEO 2025

**AUGUST 21-24, 2025 ■ BOULDER, MONTANA**

**IN-COUNTY RODEO ■ THURSDAY, 6 PM**

**KIDS' HORSE SHOW & RODEO ■ FRIDAY, 9 AM - 3 PM**

**RODEO PARADE ■ SATURDAY, 1 PM**

## **NRA RODEOS**

Friday, 6 pm

Saturday, 6 pm

**SATURDAY & SUNDAY**

LIVE MUSIC, EXHIBITS, CAROUSEL, FOOD!

**SATURDAY: BBQ 3-6 PM. AUCTIONS: 4-H 3 PM,**

**BAKED GOODS 3:30 PM**

**BARN DANCE WITH MUSIC BY DEPOT HILL, 8 PM**

### **FUN FOR THE WHOLE FAMILY!**

Fair info (406) 225-4039. Rodeo & In-County info (406) 531-4581.

Kids Horse Show & Rodeo info (406) 439-0452. Parade info (406) 459-1482

Entry forms online at [www.jeffersonmtfairrodeo.org](http://www.jeffersonmtfairrodeo.org)